




Made in America

2012 CATALOG



TRAFFIC SIGN SUPPORT PRODUCTS

X212CAT1



Traffic Sign Support Products

About us

Xcessories Squared Dev. & Mfg. Inc., an Auburn, IL based company, has over 50 years of combined experience in the traffic sign support industry. From anchor driving equipment, to break-away bases, sign posts, sign bracing, and all clamps, brackets & related hardware. Your total sign support product line starts here. We not only manufacture to state and FHWA requirements, but are continually involved in product design and development in conjunction with highway departments needs and requests. Solving your problems with innovative design is one of our most important strengths. Let us help you solve your sign support concerns. Keep in mind, technical training, service, and product demonstration is standard, at your place or ours.

You may contact us at Info@X-Sqrd.com or call us at 800-621-7948 when additional technical support is required. We are ready and willing to assist with your design requirements.

For additional information, or to find the nearest distributor, please feel free to visit our web site at www.x-sqrd.com.

XCESSORIES SQUARED CATALOG

INDEX

<u>Sign Mounting Brackets</u>	<u>PAGE #</u>
Pole Cat	1 - 2
Adjust-A-Sign	3 - 6
Cantilevered Street Sign Hardware	7
Stainless Banding and Brackets	8
Round Aluminum Sign Mounting Brackets	8

<u>Sign Post Bases and Anchors</u>	<u>PAGE #</u>
Redi Torque Model 280 Slip Base	9 - 11
Heavy Duty Anchors	12
Kleen Break Model 425	13
Surface Bases	14

<u>Telespar Hardware, Connector and Barricade Brackets</u>	<u>PAGE #</u>
Hardware	15
Connector and Barricade Brackets	16

<u>Anchor Driving Equipment</u>	<u>PAGE #</u>
Drivers and Pullers	17 - 18
Detachable Shanks for Breaking and Drilling	19
Drive Caps, Shanks, and Adapters	21 - 22

<u>Miscellaneous Products</u>	<u>PAGE #</u>
Miscellaneous	23 - 24

<u>Contact Information</u>	
Auburn, IL PH: 800-621-7948 FAX: 217-438-3917	Goodyear, AZ PH: 602-882-1153 FAX: 623-882-1174
EMAIL: info@x-sqrd.com WEBSITE: www.x-sqrd.com	
Technical Assistance:	Matt Leahy mleahy@x-sqrd.com Greg Kirchgesner gkirchgesner@x-sqrd.com
Customer Service:	Traci Beck tbeck@x-sqrd.com
Shipping Department:	Brian Leanard bleanard@x-sqrd.com
Accounts Receivable:	Marylyn Grant mgrant@x-sqrd.com

POLE CAT

CABLE ASSEMBLIES

PART NUMBER	DESCRIPTION	WEIGHT EACH
SCL316-35	3/16" X 24" cable assembly for 3" - 5" dia. Round	0.22#
SCL316-57	3/16" X 30" cable assembly for 5" - 7" dia. Round	0.26#
SCL316-79	3/16" X 36" cable assembly for 7" - 9" dia. Round	0.30#
SCL316-911	3/16" X 42" cable assembly for 9" - 11" dia. Round	0.34#
SCL316-1113	3/16" X 48" cable assembly for 11" - 13" dia. Round	0.38#
SCL316-1315	3/16" X 54" cable assembly for 13" - 15" dia. Round	0.42#
SCL316-1517	3/16" X 60" cable assembly for 15" - 17" dia. Round	0.46#
SCL316-1719	3/16" X 66" cable assembly for 17" - 19" dia. Round	0.50#
SCL316-1921	3/16" X 72" cable assembly for 19" - 21" dia. Round	0.54#



Cable assembly includes 5/16" X 1-1³/₄" threaded stud (swaged onto cable, with a loose Ball Stop)

INSTALLATION TOOLS

PART NUMBER	DESCRIPTION	WEIGHT EACH
XPC30-ST	Ball Stop swaging tool	3.00#
SCL316-CT	Stainless Cable cutting tool	3.00#


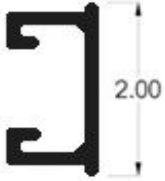






XPC30-ST







SCL316-CT

ADJUST-A-SIGN ALUMINUM SIGN BRACE





PART NUMBER	LENGTH	WEIGHT EACH	STANDARD PACKAGING	
ASB200 SERIES NON-PERFORATED				
ASB200-12	12'	7.85#	10 each per box	
ASB200-24	24'	15.70#	10 each per box	
				
PART NUMBER	CUT TO LENGTH	WEIGHT EACH	STANDARD PACKAGING	
ASB200-CTL	VARIES	0.65#	Not Applicable	
PART NUMBER	LENGTH	WEIGHT EACH	STANDARD PACKAGING	
ASB200 SERIES .375 DIAMETER PERFORATED ON 1" CENTERS				
ASB200P1-12	12'	7.65#	10 each per box	
ASB200P1-24	24'	15.30#	10 each per box	
				
PART NUMBER	CUT TO LENGTH	WEIGHT PER FOOT	STANDARD PACKAGING	
ASB200P1-CTL	VARIES	0.64#	Not Applicable	
ASB150 SERIES NON PERFORATED				
PART NUMBER	LENGTH	WEIGHT EACH	STANDARD PACKAGING	
ASB150-12	12'	8.40#	10 each per box	
ASB150-24	24'	16.80#	10 each per box	
				
PART NUMBER	CUT TO LENGTH	WEIGHT PER FOOT	STANDARD PACKAGING	
ASB150-CTL	VARIES	0.70#	Not Applicable	
ASB125 SERIES NON PERFORATED				
PART NUMBER	LENGTH	WEIGHT EACH	STANDARD PACKAGING	
ASB125-12	12'	5.04#	10 each per box	
ASB125-24	24'	10.80#	10 each per box	
				
PART NUMBER	CUT TO LENGTH	WEIGHT PER FOOT	STANDARD PACKAGING	
ASB125-CTL	VARIES	0.42#	Not Applicable	

ADJUST-A-SIGN CLAMPS AND CLIPS

FOR ASB200 SERIES SIGN BRACE

PART NUMBER	FITS POST SIZE	WEIGHT PER SET	STANDARD PACKAGING	
SBPCS200SQ	2" SQ	0.53#	10 sets per box	 Square Post
SBPCS225SQ	2¼" SQ	0.54#	10 sets per box	
SBPCS250SQ	2½" SQ	0.55#	10 sets per box	
SBPCS300SQ	3" SQ	0.63#	10 sets per box	
SBPCS250RD	2¾" & 2½" RD	0.49#	10 sets per box	 Round Post
SBPCS300RD	2⅞" & 3" RD	0.57#	10 sets per box	
SBPCS350RD	3½" RD	0.65#	10 sets per box	
SBPCS400RD	4" RD	0.69#	10 sets per box	
SBPCS450RD	4½" RD	0.75#	10 sets per box	 Wood Post
SBPCS44W	4" x 4" Wood	0.72#	10 sets per box	
SBPCS46W	4" x 6" Wood	0.93#	10 sets per box	
SBPCS66W	6" x 6" Wood	0.98#	10 sets per box	
PART NUMBER	FITS POST SIZE	WEIGHT EACH	STANDARD PACKAGING	
SBC450RD	4½" & larger RD	0.26#	10 each per box	 Round Pole
CLAMP SET INCLUDE BOLT AND NUT. CLIP REQUIRES 3/4" STAINLESS STEEL BANDING				

FOR ASB125, ASB150 SERIES SIGN BRACE & EXTRUDED PANEL SIGNS

PART NUMBER	FITS POST SIZE	WEIGHT PER SET	STANDARD PACKAGING	
EPPCS200SQ	2" SQ	0.33#	10 sets per box	 Square Post
EPPCS225SQ	2¼" SQ	0.35#	10 sets per box	
EPPCS250SQ	2½" SQ	0.36#	10 sets per box	
EPPCS300SQ	3" SQ	0.41#	10 sets per box	
EPPCS250RD	2¾" & 2½" RD	0.33#	10 sets per box	 Round Post
EPPCS300RD	2⅞" & 3" RD	0.37#	10 sets per box	
EPPCS350RD	3½" RD	0.41#	10 sets per box	
EPPCS400RD	4" RD	0.45#	10 sets per box	
EPPCS450RD	4½" RD	0.45#	10 sets per box	 Wood Post
EPPCS44W	4" x 4" Wood	0.44#	10 sets per box	
EPPCS46W	4" x 6" Wood	0.56#	10 sets per box	
EPPCS66W	6" x 6" Wood	0.61#	10 sets per box	
PART NUMBER	FITS POST SIZE	WEIGHT EACH	STANDARD PACKAGING	
EPC450RD	4½" & larger RD	0.26#	10 each per box	 Round Pole
CLAMP SET INCLUDE BOLT AND NUT. CLIP REQUIRES 3/4" STAINLESS STEEL BANDING				

ADJUST-A-SIGN ACCESSORIES

PART NUMBER	DESCRIPTION	WEIGHT EACH	STANDARD PACKAGING
ASB-SPLC-6	6" Aluminum Sign Brace Splice	0.25#	5 each per box



PART NUMBER	DESCRIPTION	WEIGHT EACH	STANDARD PACKAGING
BCSC38	Cast Sandcast Alum. Beam "J-Type" Clamp for 3/8" T-Head Bolts	0.11#	25 each per box
BCA38	Cast Alum. Beam "J-Type" Clamp for 3/8" T-Head Bolts	0.12#	25 each per box
UPCA250SQ	Aluminum Universal Post Clamp for 2 1/2" Telespar	0.15#	10 each per box


PART NUMBER	DISCRIPTION	WEIGHT PER BOX	STANDARD PACKAGING
SSB75-30	3/4" x .030 stainless steel banding - 100' rolls	7.70#	1 roll
LBBS38A	SS "L" Shaped banding brkt. Assy. w/ HDW	0.17#	10 sets per box



BCSC38 & BCA38



UPCA250SQ



LBBS38

ADJUST-A-SIGN HARDWARE

PART NUMBER	DESCRIPTION	WEIGHT EACH	STANDARD PACKAGING
RHBA38-175	3/8" x 1 1/4" Rectangular Head Aluminum Bolt	0.02#	100 EA./box
RHBS38-175	3/8" x 1 1/4" Rectangular Head SS Bolt	0.06#	100 EA./box
THBA38-200	3/8" x 2" Twist Lock T-Head Aluminum Bolt	0.02#	100 EA./box
THBS38-200	3/8" x 2" Twist Lock T-Head SS Bolt	0.06#	100 EA./box
THBS38-300	3/8" x 3" Twist Lock T-Head SS Bolt	0.09#	100 EA./box
NILNA38	3/8" Aluminum Nylon Insert Lock Nut	0.01#	100 EA./box
NILN-38S	3/8" SS Nylon Insert Lock Nut	0.02#	100 EA./box
CHFN38-Z	3/8" Case Hardened Flange Nut - Zinc Plate	0.02	100 EA./box
QLBAA38	Aluminum Quick Lock Bolt Adapter for 3/8" T-Head Bolts	0.03#	100 EA./box



RHB__-175



THB_38-__



NILN_38



CHFN38-Z



QLBAA38

PART NUMBER	DESCRIPTION	WEIGHT PER 100	STANDARD PACKAGING
SPDRA-316	3/16" Aluminum Flat Head Rivet w/ washer *	0.30#	100 ea./box
ST1050-Z	Self Drilling / Tapping Hex Head Screw *	0.60#	100 ea./box
DRAS3878-06-W	3/8" Aluminum Shell/Steel Pin Drive Rivet w/ washer *	2.35#	100 ea./box



SPDRA-316



ST1050-Z




DRAS3878-06-W

* Available in green, red, blue, yellow, & brown.

CANTILEVERED SADDLE BRACKETS AND HARDWARE

PART NUMBER	DESCRIPTION	WEIGHT EACH	STANDARD PACKAGING
CSB200SQS-ZP	Short bracket for 2" Telespar	1.39#	10 each box
CSB200SQL-ZP	Long bracket for 2" Telespar	2.35#	10 each box
CSB450RDS-ZP	Short bracket for 4½" or larger Round *	1.07#	10 each box
CSB450RDL-ZP	Long bracket for 4½" or larger Round *	1.61#	10 each box
CSB275HXS-ZP	Short bracket for flat sided post *	0.92#	10 each box
CSB275HXL-ZP	Long bracket for flat sided post *	1.38#	10 each box

PART NUMBER	DESCRIPTION	WEIGHT EACH	STANDARD PACKAGING
PRA316-6	3/16" Alum. Pop Rivet, fits Saddle Brkt. Assy.	0.50#	100 each per box



PART NUMBER	DESCRIPTION	WEIGHT EACH	STANDARD PACKAGING
XAT175-12	Double Leg "T" Alum. 12' Extrusion	6.00#	10 each box
XAT175-24	Double Leg "T" Alum. 24' Extrusion	12.00#	10 each box

PART NUMBER	DESCRIPTION	WEIGHT PER FOOT	STANDARD PACKAGING
XAT175-CTL	Cut to Length Aluminum Extrusion	0.50#	Not Applicable

PRA 316-6
← 3/16" Pop Rivet

← XAT175-___
Double Leg "T" →

Fits up to 0.125"
Aluminum

ALUMINUM EXTRUSION CUT TO LENGTH

Available in 6" increments

OPTIONS:

- Predrilled to fit Brackets and Signs.
- Predrilled & assembled to Bracket. Includes all required pop rivets.

STAINLESS STEEL BANDING AND BRACKETS


PART NUMBER	DISCRIPTION	WEIGHT PER BOX	STANDARD PACKAGING
SSB75-30	¾" x .030 stainless steel banding - 100' rolls	7.70#	1 roll
LBBS38A	SS "L" Shaped banding brkt. Assy. w/ HDW (see illus.)	10 sets per box	0.17#
XST001	Spin tight tensioning tool for up to ¾" x .030 banding	4.50#	1 per box
XST000	Straight leg bracket with bolt and washer	7.30#	50 per box
XST021	Flared leg bracket with bolt and washer	7.60#	50 per box
XST156	¾" banding wing seal	2.10#	100 per box
XST256	¾" banding buckle	3.70#	100 per box



ALUMINUM SIGN MOUNTING BRACKETS FOR ROUND POSTS

XAPC SERIES POST CLAMP (FOR SINGLE OR BACK TO BACK SIGN MOUNTING)

PART NUMBER	DESCRIPTION	WEIGHT PER 100	STANDARD PACKAGING
XAPC238RD	Aluminum clamp set for 2" pipe (2⅝" O.D.)	42.80#	25 per box
XAPC278RD	Aluminum clamp set for 2½" pipe (2⅞" O.D.)	44.00#	25 per box
XAPC350RD	Aluminum clamp set for 3" pipe (3½" O.D.)	47.60#	25 per box
XAPC450RD	Aluminum clamp set for 4" pipe (4½" O.D.)	53.60#	25 per box
XAB750	Sign Backer Bar set for XAPC series clamp	19.80#	100 per box
HHCS516-1NSS	5/16" Stainless Steel cap screw and flange nut	4.40#	100 per box




**REDI - TORQUE MODEL 280
MULTI - DIRECTIONAL SLIP BASE COMPONENTS
NCHRP 350 COMPLIANT / FHWA LETTER SS-134 (A)**

TOP HALF POST RECEIVER

PART NUMBER	DESCRIPTION	WEIGHT EACH
SB8C-250A-G	Cast Iron 8" triangular top, receives 2½" square post. Includes post locking wedge (LWX35- G)	10.25#
SB10C-250A-G	Cast Iron 10" triangular top, receives 2½" square post. Includes post locking wedge (LWX35- G)	12.50#
SB10C-278RD-G	Cast Iron 10" triangular top, receives 2⅝" O.D. round post. Includes post locking wedge (LWX278RD- G)	\$13.25

Replacement locking wedges for top half post receiver

LWX35-G	Post locking wedge for square post.	0.35#
LWX278RD-G	Post locking wedge for 2⅝" O.D. round post.	0.80#



Redi - Torque Match Plate Hardware Kit

PART NUMBER	DESCRIPTION	WEIGHT PER 100
RTSB-MPHDW	Universal Redi-Torque match plate hardware kit for Triangular Slip Bases	188.00#
Individual replacement hardware for Redi-Torque match plate hardware kit		
RTB50-300-G	Redi-Torque model 280 ½" - 13 x 3" gr. 8, large flange double hex bolt	29.00#
FW58G	⅝" flat washer	6.90#
TCS175-188	1¾" sq. x 3/16" thick Teflon coated plate separator	11.91#
G8LFN50-G	½" - 13 gr. 8, large serrated flange nut	13.35#
LS175-06	Leveling Shim - 16ga pre-gal material	3.90#
BS032	Brass Leveling Shim x .032" thick	1.90#
BS012	Brass Leveling Shim x .012" thick	0.70#

FABRICATED 8", 9", & 10" TRIANGULAR MULTI-DIRECTIONAL SLIP BASE COMPONENTS SUB-ASSEMBLIES

Top half post receivers

PART NUMBER	FITS	DESCRIPTIPON	WEIGHT EACH
SB8-250TA-G	2½" OD sq. post	8" triangular slip base top half for 2½" square post - Tubular Post Reciever	9.50#
SB9-250TA-G	2½" OD sq. post	9" triangular slip base top half for 2½" square post - Tubular Post Reciever	10.70#
SB10-250TA-G	2½" OD sq. post	10" triangular slip base top half for 2½" square post - Tubular Post Reciever	12.90#
SB10-300A-G	3" OD sq. post	10" triangular slip base top half for 3" square post - Angle Post Reciever	17.55#


Bottom half to fit heavy duty anchors

SB8-250300B-G	3" x 7 ga. anchor	8" triangular slip base bottom half	11.20#
SB9-250300B-G	3" x 7 ga. anchor	9" triangular slip base bottom half	12.92#
SB10-250300B-G	3" x 7 ga. anchor	10" triangular slip base bottom half	14.10#



SUB - ASSEMBLY REPLACEMENT HARDWARE

PART NUMBER	DESCRIPTION	WEIGHT PER 100
G8B38-45-ZA	¾" x 4½" grade 8 hex bolt with washer for angle style post receiver for 3" square	14.57#
G8FSB38-35-Z	¾" x 3½" grade 8 flanged shoulder bolt for tubular style post receivers and slip base bottom halves	13.35#
CHF38-Z	¾"-16 flange nut Grade 8	1.87#



UNIBASE - CONCRETE COMBINATION - SLIP BASE BOTTOM / ANCHOR 7 GAUGE

For CONCRETE installations - FHWA ACCEPTED

Concrete Footing Recommendation (12" x 30" - Standard Soil) FHWA accepted in weak soil with an 18" x 42" concrete footing

PART NUMBER	ANCHOR SIZE	WEIGHT EACH
8" SLIP BASE BOTTOM / ANCHOR		
SB8-CTA30-G	3" x 30"	22.75#
SB8-CTA36-G	3" x 36"	26.43#
SB8-CTA42-G	3" x 42"	30.11#
SB8-CTA48-G	3" x 48"	33.79#
9" SLIP BASE BOTTOM / ANCHOR		
SB9-CTA30-G	3" x 30"	24.38#
SB9-CTA36-G	3" x 36"	28.06#
SB9-CTA42-G	3" x 42"	31.73#
SB9-CTA48-G	3" x 48"	35.41#
10" SLIP BASE BOTTOM / ANCHOR		
SB10-CTA30-G	3" x 30"	27.01#
SB10-CTA36-G	3" x 36"	30.69#
SB10-CTA42-G	3" x 42"	34.36#
SB10-CTA48-G	3" x 48"	38.04#



For SOIL installations - FHWA accepted in standard soil - **Not recommended in weak soil**

WINGED UNIBASE - SOIL COMBINATION - SLIP BASE BOTTOM / WINGED ANCHOR 7 GAUGE

PART NUMBER	ANCHOR SIZE	WEIGHT EACH
8" SLIP BASE BOTTOM / WINGED ANCHOR		
SB8-CTWA36-G	3" x 36"	41.32#
SB8-CTWA42-G	3" x 42"	45.00#
SB8-CTWA48-G	3" x 48"	48.68#
9" SLIP BASE BOTTOM / WINGED ANCHOR		
SB9-CTWA36-G	3" x 36"	42.95#
SB9-CTWA42-G	3" x 42"	46.63#
SB9-CTWA48-G	3" x 48"	50.30#
10" SLIP BASE BOTTOM / WINGED ANCHOR		
SB10-CTWA36-G	3" x 36"	45.58#
SB10-CTWA42-G	3" x 42"	49.26#
SB10-CTWA48-G	3" x 48"	52.93#



NOTE: Call for availability and lead time

HEAVY DUTY ANCHORS 7 GAUGE

PART NUMBER	ANCHOR SIZE	WEIGHT EACH
For Permanent 2" SQ. Telespar Installation		
HDA200-30-G	2½" x 30"	13.85#
HDA200-36-G	2½" x 36"	16.63#
HDA200-42-G	2½" x 42"	19.39#
HDA200-48-G	2½" x 48"	22.17#
Quick Drive Anchor for Hard or Rocky Soil - Non-stock item - call for availability		
QDA200-36-G	2½" x 36"	14.05#
For Permanent 2½" x 12ga. SQ. Telespar Installations - will also receive SB8-250300B-G Slip Base		
HDA250-30-G	3" x 30"	17.22#
HDA250-36-G	3" x 36"	20.60#
HDA250-42-G	3" x 42"	24.19#
HDA250-48-G	3" x 48"	27.48#
HDA250-18-G*	3" x 18" Sleeve	10.05#
* Heavy Duty (4 hole) Anchor Sleeve for 2½" Telespar Anchor		
Quick Drive Anchor for Hard or Rocky Soil - Non-stock item - call for availability		
QDA250-36-G	3" x 36"	17.08#



Heavy Duty Anchors must be set in concrete footing when used with Slip Bases to meet FHWA acceptance

TUBULAR WINGED ANCHORS - HEAVY DUTY 7 GAUGE

PART NUMBER	ANCHOR SIZE	WEIGHT EACH
For Permanent 2" SQ. Telespar Installation		
TWA200-36-G	2½" x 36"	28.71#
TWA200-42-G	2½" x 42"	31.15#
TWA200-48-G	2½" x 48"	34.55#
For Permanent 2½" x 12ga. SQ. Telespar Installations - will also receive SB8-250300B-G Slip Base		
TWA250-36-G	3" x 36"	35.00#
TWA250-42-G	3" x 42"	39.30#
TWA250-48-G	3" x 48"	43.08#



Tubular Winged Anchors - FHWA accepted for Slip Base Installations in Soil

HARDWARE

PART NUMBER	DESCRIPTION	WEIGHT EACH
G8FSB38-35-Z	⅜" x 3½" Gr. 8 Flanged Shoulder Bolt	0.13#
CHF38-Z	⅜" - 16 Flange Nut Grade 8	0.02#



KLEEN BREAK MODEL 425 SIGN POST COUPLER

NCHRP 350 COMPLIANT / FHWA LETTER SS - 131


COMPLETE ASSEMBLIES

PART NUMBER	DESCRIPTION	WEIGHT EACH
XKBSM42520-G	Surface Mount Kleen Break Assembly	14.43#
XKB42520-G	Complete Kleen Break Assembly for 1 3/4" & 2" square post (Includes all components for concrete installation)	12.20#
AXT225-36-G	2 1/4" x 12ga. X 36" Anchor extension (Includes corner bolt & nut)	8.40#
WS25-16-Z	Wing Sleeve - 2 1/2" x 12ga. With 12" x 13" Soil Bearing Wing	9.70#
XKBW-1516	Kleen Break Shear Bolt Wrench	2.10#



REPLACEMENT PARTS

PART NUMBER	DESCRIPTION	WEIGHT EACH	STANDARD PACKAGING
SBH5840-Z	5/8" - 11 x 4" Model 425 Shear Bolt w/ Hardware	0.55#	25 sets per box
RB30-EPDM	3" O.D. x 1.3" I.D. x 0.825" Thick Rubber Bushing	0.20#	10 each per box
LWX35-G	Post to Coupler Locking Wedge	0.35#	10 each per box
TX175-200-G	1 3/4" / 2" Square Post Receiver	4.64#	5 each per box
SMKB3-G	Kleen Break Surface Mount Base	6.23#	5 each per box
CKBA-8-G	Kleen Break Anchor for Concrete - 8" long	6.20#	5 each per box



SURFACE BASES

PART NUMBER	DESCRIPTION	WEIGHT EACH
-------------	-------------	-------------

CAST IRON PEDESTAL BASE

PBS200SQ-G	Cast Iron Pedestal base for 2" Telespar	16.63#
------------	---	--------




Fabricated Surface Mount Bases

PART NUMBER	DESCRIPTION	WEIGHT EACH
-------------	-------------	-------------

CBM175-250-G	Concrete Barrier Mount for 1¾" - 2½" Telespar	10.34#
FCB175-250-G	Flat Concrete Base for 1¾" - 2½" Telespar	9.31#



CBM175-250-G
Concrete Barrier Mount Bracket



FCB175-250-G
Flat Concrete Base

CONCRETE ANCHORING HARDWARE

PART NUMBER	DESCRIPTION	WEIGHT EACH
-------------	-------------	-------------

G8FB50-200-Z	½" x 2" Gr. 8 Flange Bolt - used w/ DCA50-Z	0.16#
DCA50-Z	½" Drop-in Anchor - used w/ G8FB50-200-Z	0.11#
RS50-550-Z	½" x 5½" Expansion Anchor	0.30#

TELESPAR HARDWARE

SMALL BOX QUANTITIES - 100 OR 250 PC. BOXES

PART NUMBER	DESCRIPTION	WEIGHT PER 100
CB516-S-Z	5/16" Small Corner Bolt through 2"	4.40#
CB516-M-Z	5/16" Medium Corner Bolt through 2-1/2"	5.23#
CB516-L-Z	5/16" Large Corner Bolt through 3"	6.12#
FN516-Z	5/16" Flange Nut used w/ corner bolts	1.26#
JNH516-Z	5/16" Heavy Hex Jam Nut	1.08#
DRAS3878-06	3/8" Aluminum Shell/Steel Pin Drive Rivet	2.25#
DRAS3878-06-W	3/8" Alum. Shell/Steel Pin Drive Rivet w/ washer	2.35#
XDR3878-05-Z	3/8" All Steel Econo Drive Rivet	4.28#
NW38	3/8" Nylon Washer	0.06#
SMRA25-18	1/4" Alum. Sign Mate Rivet #18	0.88#
SMRA25-26	1/4" Alum. Sign Mate Rivet #26-use w/1/2" Telespar	1.15#
SMRA25-30	1/4" Alum. Sign Mate Rivet #30-use w/1/4" Telespar	1.23#
SMRA25-34	1/4" Alum. Sign Mate Rivet #34-use w/2" Telespar	1.31#
PVCSP150	1/2" x 1 1/2" PVC Spacer / fits #30 Sign Mate Rivet	1.06#
PVCSP175	1/2" x 1 3/4" PVC Spacer / fits #34 Sign Mate Rivet	1.24#



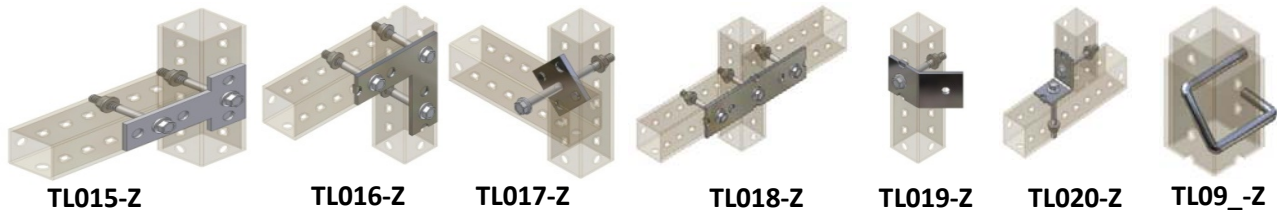
BULK PACKAGING - 1,000 PCS. PER BOX

PART NUMBER	DESCRIPTION	WEIGHT PER 1,000
CB516-S-Z	5/16" Small Corner Bolt through 2"	44.00#
CB516-M-Z	5/16" Medium Corner Bolt through 2-1/2"	52.30#
CB516-L-Z	5/16" Large Corner Bolt through 3"	61.20#
FN516-Z	5/16" Flange Nut used w/ corner bolts	12.60#
JNH516-Z	5/16" Heavy Hex Jam Nut	10.80#
DRAS3878-06	3/8" Aluminum Shell/Steel Pin Drive Rivet	22.50#
DRAS3878-06-W	3/8" Alum. Shell/Steel Pin Drive Rivet w/ washer	23.50#
XDR3878-05-Z	3/8" All Steel Econo Drive Rivet	42.80#
NW38	3/8" Nylon Washer	0.60#
SMRA25-18	1/4" Alum. Sign Mate Rivet #18	8.80#
SMRA25-26	1/4" Alum. Sign Mate Rivet #26-use w/1/2" Telespar	11.50#
SMRA25-30	1/4" Alum. Sign Mate Rivet #30-use w/1/4" Telespar	12.30#
SMRA25-34	1/4" Alum. Sign Mate Rivet #34-use w/2" Telespar	13.10#
PVCSP150	1/2" x 1 1/2" PVC Spacer / fits #30 Sign Mate Rivet	10.60#
PVCSP175	1/2" x 1 3/4" PVC Spacer / fits #34 Sign Mate Rivet	12.40#

TELESPAR CONNECTOR BRACKETS

PART NUMBER	DESCRIPTION	WEIGHT EACH	STANDARD PACKAGING
TL015-Z	T - Fitting	0.50#	25 each per box
TL016-Z	L - Fitting	0.63#	25 each per box
TL017-Z	Anti - Rotation Fitting	0.33#	25 each per box
TL018-Z	Straight Fitting	0.84#	25 each per box
TL019-Z	45 Degree Offset Fitting	0.44#	25 each per box
TL020-Z	90 Degree Fitting	0.26#	25 each per box
TL092-Z	3/8" Gravity Lock Pin Through 2"	0.26#	25 each per box
TL094-Z	3/8" Gravity Lock Pin Through 2½"	0.29#	25 each per box

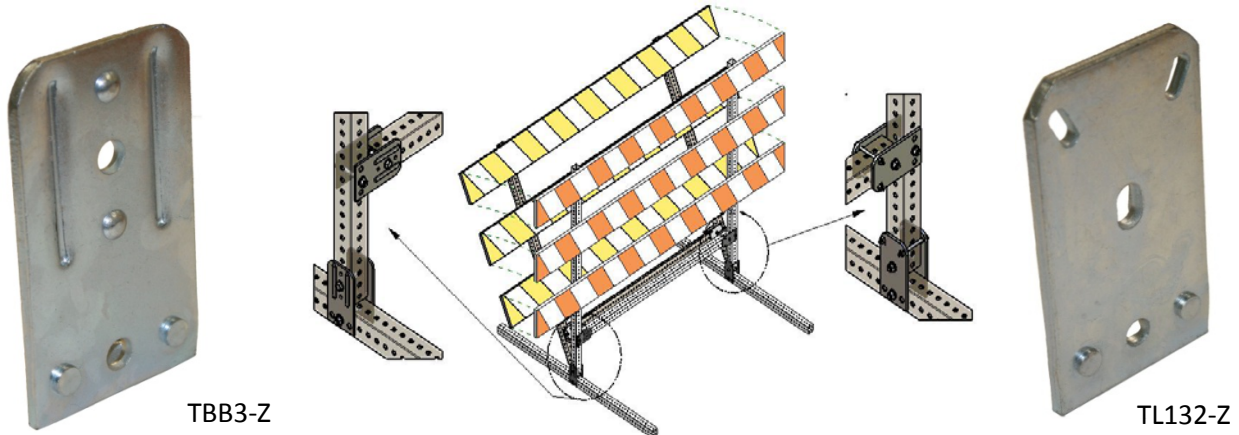
NOTE: HARDWARE IS NOT INCLUDED WITH TL BRACKETS- SEE BELOW



TELESPAR TYPE III BARRICADE BRACKETS

PART NUMBER	DESCRIPTION	WEIGHT EACH	STANDARD PACKAGING
TBB3-Z*	Collapsible Barricade Plate, fits all Telespar	0.90#	20 each per box
TBB3A-Z*	Collapsible Barricade Assembly, fits all Telespar**	2.25#	10 sets per box
TL132-Z*	Shear Pin Barricade Plate, fits 1¾" & 2" Telespar	1.00#	20 each per box
TL133-Z*	Shear Pin Barricade Plate, fits 1¾" & 2" Telespar**	2.40#	10 sets per box

***Bottom skid and vertical post must be same diameter. **One set of 2 plates & required hardware, to connect 1 upright to 1 foot.**





CONNECTOR BRACKET AND BARRICADE REPAIR HARDWARE




PART NUMBER	DESCRIPTION	WEIGHT PER 100
HHSB25-300N-Z	1/4" x 3" Hex Head Shear Bolt w/ nut (TL132/3)	5.72#
G8FB38-30N-Z	3/8" x 3" Gr. 8 Flange Bolt w/ nut	13.27#

ANCHOR DRIVING EQUIPMENT

GAS POWERED DRIVE HAMMERS




PART NUMBER	DESCRIPTION	WEIGHT EACH	STANDARD PACKAGING
AC-PRO114	Atlas Copco Cobra PRO gas powered breaker. (Includes replacement spark plug and starter rope, 1 liter oil, owner's spare parts & Safety Manuals) Chuck fits standard 1-1/4" x 6" hex detachable shanks.	55.00#	1 each
			
CC-2010	Atlas Copco Cobra Combi gas powered drill/breaker (Includes replacement spark plug and starter rope, 1 liter oil, 1-3/8" drill steel x 16" length, 1-3/4" wide chisel x 13-1/2" length, carrying case & owner's spare parts & safety manuals) Chuck fits standard 7/8" x 4-1/4" hex detachable shanks.	56.00#	1 each
			

MANUAL POST EXTRACTOR / SLIDE HAMMER


PART NUMBER	DESCRIPTION	WEIGHT EACH / BAG	STANDARD PACKAGING
MPX-10-P	Manual post extractor	27.00#	1 each
			
98381A587-5	5/16" x 1-1/2" Replacement hardened dowel pin (5 ea./bag)	0.15#	1 bag each
SS516-5OSS	5/16" x 1/2" Replacement stainless steel set screw (5 ea./bag)	0.33#	1 bag each
			
MD-30-LR	Manual post driver - Slide type, fits lock and release drive caps	32.00#	1 each
			

ANCHOR DRIVING EQUIPMENT

PNEUMATIC/HYDRAULIC DRIVE HAMMERS

PART NUMBER	DESCRIPTION	WEIGHT EACH	STANDARD PACKAGING
TEX23PE	Atlas Copco pneumatic breaker.	60.00#	1 each
Chuck fits standard 1-1/4" x 6" hex detachable shanks.			
AC-LH28E	Atlas Copco hydraulic breaker	56.00#	1 each
Chuck fits standard 1-1/4" x 6" hex detachable shanks.			
HPD-HV-U	Atlas Copco hydraulic post driver	64.00#	1 each
(Includes universal adaptor and remote valve)			

HYDRAULIC POST PULLER

PART NUMBER	DESCRIPTION	WEIGHT EACH	STANDARD PACKAGING
LPP10HD	Atlas Copco hydraulic post puller	132.00#	1 each
8" stroke - 11 ton pulling power			

DETACHABLE SHANKS

FOR BREAKING AND DRILLING

PART NUMBER	SHANK SIZE	LENGTH UNDER COLLAR	DESCRIPTION	WEIGHT EACH
A01014	7/8"x4-1/4"	14"	Standard Moil Point	3.50#
A02014	7/8"x4-1/4"	14"	Narrow 1" Chisel	3.50#
A03014	7/8"x4-1/4"	14"	Wide 2-1/2" Chisel	3.70#
A41014	1-1/4"x6"	14"	Standard Moil Point	7.20#
A42014	1-1/4"x6"	14"	Narrow 1" Chisel	7.20#
A43014	1-1/4"x6"	14"	Wide 3" Chisel	8.10#



Moil Point



Narrow Chisel



3" Chisel

NOTE: Also available with longer under collar lengths.

PART NUMBER	SHANK SIZE	LENGTH UNDER COLLAR	DESCRIPTION	WEIGHT EACH
B00500	7/8"x4-1/4"	11"	5"x6" Asphalt Cutter	5.80#
B40500	1-1/4"x6"	11"	5"x6" Asphalt Cutter	9.10#
B91608-012	7/8"x4-1/4"	N/A	8" Square Dirt Tamping Pad w/Shank	22.80#
B91608-412	1-1/4"x6"	N/A	8" Square Dirt Tamping Pad w/Shank	25.50#
SB18D-300	7/8"x4-1/4"	18"	Drilling Unit with 3" Dia. Steel Bit	7.00#
RB18D-300	7/8"x4-1/4"	18"	*DU with 3" Dia. Carbide insert Rok Bit	7.20#
SB18D-400	7/8"x4-1/4"	18"	Drilling Unit with 4" Dia. Steel Bit	8.00#



Asphalt Cutter



Tamping Pad w/ Shank



*DU (Drilling Unit)

NOTE: Also available with longer under collar lengths.

→ DRIVE CAP USE RECOMMENDATIONS How to / How Not-To & Disclaimer

All Drive Caps, including Adapter Drive Caps, are designed for a specific use and require special care. Due to restrictive design requirements, the caps must have a 90° angle, with minimal radius, where the square guide meets the bottom of the cap head. This is to prevent distortion of the anchor. That angle also can create a stress fracture that will eventually separate the square guide from the head when improperly used. The following recommendations will be most helpful.

1. How-To / How Not-To

Personal protective equipment should always be worn when working with tools and products.

DRIVE CAPS, both manual and power, should receive as vertical an impact as possible from the sledge or power piston.

MANUAL CAPS should be used only with manual equipment i.e. SLEDGE HAMMER, SLIDE HAMMER, etc. **DO NOT USE POWER CAPS WITH MANUAL EQUIPMENT.** Avoid angle or horizontal impacts for the purpose of replumbing anchor.

POWER CAPS or POWER ADAPTER CAPS are to be used only with appropriate power equipment. **NEVER PUT SIDE LOAD ON POWER HAMMERS** for replumbing purposes, while the hammer is in operation. It is permissible to pry sideways slightly for straightening, but **ONLY AFTER STOPPING THE POUNDING ACTION OF THE HAMMER.** Hold the anchor in a vertical position with your steel toed boot or by a gloved hand to relieve side tension before engaging the hammer again.

All piston or cylinder type hammers (Rhino, Fairmont, Stanley) have a receiver portion under the piston with definite dimensions. Only Adapter Drive Caps specifically designed for the hammer can be used. Lateral tolerance between Adapter Cap and inside wall of hammer receiver is critical. A sloppy fit will usually result in destruction of Adapter Cap.

NOTE: The above information is important to the longevity of Drive Caps, as well as, keeping the tops of all anchors from deforming during installation. Being sure all anchors are cut square will also reduce chance of deformation. Redressing the top of **MANUAL CAPS**, to prevent chipping, may be necessary after prolonged use.

NOTE: Lock & Release Drive Equipment: Keep tapered portion of shanks and adapters, as well as tapered inside hole in drive caps clean and free of debris build up. This is to assure a good fit and alignment of shank or adapter with cap.

2. Disclaimer:

Due to the restrictive nature of the design and our inability to control product abuse, we cannot guarantee this line of products against breakage or anchor damage. We are, however, willing to field all complaints so as to better understand conditions and problems in the field. Only through an honest cooperative effort can we continually strive to make improvements. **DOCUMENTATION TO SUPPORT ANY CLAIM IS REQUIRED BEFORE ANY REPLACEMENT CAN BE CONSIDERED**, damaged part must also be returned.

Xcessories Squared

MANUAL DRIVE CAPS

PART NUMBER	TYPE	GUIDE SIZE	FITS ANCHOR SIZE	WEIGHT EACH
DC150175M	SQ.	1-1/2"	1-3/4" x 12 ga.	4.73#
DC175200M	SQ.	1-3/4"	2" x 12 ga.	5.25#
DC200225M	SQ.	2"	2-1/4" x 12 ga.	5.85#
DC219250M	SQ.	2-3/16"	2-1/2" x 10 ga.	7.38#
DC225250M	SQ.	2-1/4"	2-1/2" x 12 ga.	7.55#
DC250300M	SQ.	2-1/2"	3" x 7 ga.	9.00#
DC231250M	RD.	2-5/16"	2-1/2" x 14 ga.	5.87#
DC262278M	RD.	2-5/8"	2-7/8" x 10 ga.	7.64#
UCDC-24M	U-CH	U-Channel	2# - 4# SECTIONS	10.25#



SQUARE



ROUND



U - CHANNEL

LOCK & RELEASE POWER DRIVE CAPS

PART NUMBER	TYPE	GUIDE SIZE	FITS ANCHOR SIZE	WEIGHT EACH
DC150175LR	SQ.	1-1/2"	1-3/4" x 12 ga.	3.74#
DC175200LR	SQ.	1-3/4"	2" x 12 ga.	4.24#
DC200225LR	SQ.	2"	2-1/4" x 12 ga.	4.86#
DC219250LR	SQ.	2-3/16"	2-1/2" x 10 ga.	6.40#
DC225250LR	SQ.	2-1/4"	2-1/2" x 12 ga.	6.57#
DC250300LR	SQ.	2-1/2"	3" x 7 ga.	8.03#
DC231250LR	RD.	2-5/16"	2-1/2" x 14 ga.	4.86#
DC262278LR	RD.	2-5/8"	2-7/8" x 10 ga.	6.64#
UCDC-24LR	U-CH	U-Channel	2# - 4# SECTIONS	9.25#



SQUARE



ROUND



U - CHANNEL


LOCK & RELEASE POWER DRIVE SHANKS (SHANKS FIT ALL LOCK & RELEASE DRIVE CAPS)

PART NUMBER	HEX SIZE *	WEIGHT EACH	
DS3875LR	7/8" x 3-1/4"	2.70#	
DS4875LR	7/8" x 4-1/4"	2.85#	
DS4100LR	1" x 4-1/4"	3.35#	
DS61125LR	1-1/8" x 6"	4.75#	
DS61250LR	1-1/4" x 6"	5.60#	

***Proper shank size determined from two measurements: (A) Hex diameter across two opposite flats.
(B) Hex length from locking collar to top of hex.**

LOCK & RELEASE ADAPTERS (ADAPTERS FIT ALL LOCK & RELEASE DRIVE CAPS)

PART NUMBER	HAMMER	HAMMER OPENING	WEIGHT EA.
SAPD45LR**	STANLEY	2-9/16" SQ.	9.26#
SAPD48LR	STANLEY	4-1/8" RD.	14.49#
FA380LR	FAIRMONT	3.8" RD.	13.24#
FA280LR	FAIRMONT	2.8" RD.	8.75#
FA2040LR	FAIRMONT	2" x 4" RECT.	9.00#
FA2540LR	FAIRMONT	2-1/2" x 4" RECT.	9.82#
RAPD50LR	RHINO	3.57" RD.	15.19#
RAPD55LR	RHINO	3.8" RD.	15.55#
RAPD100LR	RHINO	4-1/4" RD.	16.80#



**** FOR STANLEY MODELS PD45131 & PD45132, WILL NOT FIT MODEL PD45132G.**

MISCELLANEOUS

PART NUMBER	DESCRIPTION	WEIGHT EACH	STANDARD PACKAGING
SS10-250-Z	Bolt on Soil Stabilizer fits 1¾"-2½" Telespar NOT FOR SLIP BASE ASSEMBLY	5.58#	10 each per box
RSC175-ZP	2¾" Round to 1¾" Square Coupler	1.19#	10 each per box
TL130-Z	Guard Rail Clamp for 1¾" & 2" Telespar	1.62#	10 each per box
FM90B-75-P	Flag Mount Bracket for ¾" Dowels	1.77#	10 each per box



PART NUMBER	DESCRIPTION	WEIGHT EACH	STANDARD PACKAGING
TL100-G	Tubing Step for 1¾" - 2½" Telespar	15.20#	1 each per box
TL150-Z	Spring Plunger fits 7/16" diameter hole	0.04#	100 each per box
SP8-4375	Slug Punch	1.00#	1 each per box
RG28	Rivet Gun	1.00#	1 each per box



WEDGE PULLER

PART NUMBER	DESCRIPTION	WEIGHT EACH	STANDARD PACKAGING
LDWP	Light Duty Wedge Puller	6.75#	1
REPLACEMENT PARTS			
570-S	Shaft & Collar	1.35#	5
JR-50	5# Slide Weight	5.10#	5
N03-N	Double Hex Coupling Nut	0.20#	5
JR-58	Light Duty Hook	0.10#	5



DIE CAST ALUMINUM CAPS & CROSSES

PART NUMBER	DESCRIPTION	WEIGHT EACH
ARC175	Pyramid Rain Cap 1¾" Telespar	0.18#
ARC200	Pyramid Rain Cap 2" Telespar	0.20#
850FL175C	Flat Blade, 1¾" Telespar Bracket	0.77#
850XL175C	Extruded Blade, 1¾" Telespar Bracket	0.85#
850FL200C	Flat Blade, 2" Telespar Bracket	0.68#
850XL200C	Extruded Blade, 2" Telespar Bracket	0.78#
850FL90X	Flat Blade, 90° Cross Bracket	0.59#
850XL90X	Extruded Blade, 90° Cross Bracket	0.66#
850FL45X	Flat Blade, 45° Cross Bracket	0.59#
850XL45X	Extruded Blade, 45° Cross Bracket	0.66#
808FL238C	Flat Blade, 2¾" RD. Bracket	0.65#
808XL238C	Extruded Blade, 2¾" RD. Bracket	0.71#

Above brackets sold with standard set screws - Vandal proof set screws available.



GALVANIZED STEEL CAPS

PART NUMBER	DESCRIPTION	WEIGHT EACH
200CC-6030	Friction Fit Closure Cap For 2" O.D. Round Post	0.11#
200CC-6005	Friction Fit Closure Cap For 2¾" O.D. Round Post	0.13#
250CC-6006	Friction Fit Closure Cap For 2⅞" O.D. Round Post	0.17#
300CC-6007	Friction Fit Closure Cap For 3½" O.D. Round Post	0.20#
400CC-6009	Friction Fit Closure Cap For 4½" O.D. Round Post	0.38#





**Sign Supports, "Large and Small",
We Provide Custom Design or Your Spec's!
NCHRP 350 Compliant, FHWA Accepted**

