



Construction Supply

A DIVISION OF



EDGE CONSTRUCTION SUPPLY'S MISSION

To provide contractors and professionals with cutting edge tools, efficient solutions, and comprehensive services that help build and sustain vibrant communities

DID YOU KNOW WE RENT TOOLS? DAILY, WEEKLY, & MONTHLY RATES AVAILABLE!


WE ALSO HAVE A COMPLETE SERVICE DEPARTMENT WITH FACTORY TRAINED PROFESSIONALS



**CONCRETE CUTTING,
BREAKING, DRILLING,
CORING & COMPACTION**



**METAL CUTTING &
DRILLING**



**THREADING, BENDING,
PULLING & KNOCK OUT
EQUIPMENT**



**LIFTS, LADDERS,
MATERIAL HANDLING
& SCAFFOLDING**



**HYDRAULIC PUMPS,
RAMS & WEDGES**



**GENERATORS
& HEATERS**

**WE RENT WHAT WE SELL. IF YOU DON'T
SEE IT INSIDE, JUST ASK!**

RENTAL - SALES - PARTS - SERVICE

Spokane

Billings

Yakima

Boise

Seattle

Eugene

Medford

Idaho Falls

Kennewick

1503 E. Riverside

120 Moore Lane

812 E. Mead Ave.

2000 S. Century Way

18161 Segale Park Dr. B

490 S. Bertelsen Rd.

1789 Sage Rd.

760 W. Broadway St.

501 N. Quay Ste A-104

Spokane, WA. 99202

Billings, MT. 59101

Yakima, WA. 98903

Boise, ID. 83709

Tukwila, WA. 98188

Eugene, OR. 97402

Medford, OR. 97501

Idaho Falls, ID. 83402

Kennewick, WA. 99336

509-535-9841

406-248-7196

509-248-1144

208-377-0158

206-764-9488

541-342-3641

541-779-0187

208-522-7082

509-491-5072

800-348-4808

800-272-7196

800-243-5582

800-528-5118

800-481-8665

800-944-0165

800-871-3919

fax 208-529-5456

fax 509-534-3139

fax 406-248-7269

fax 509-575-4696

fax 208-377-0978

fax 206-764-9487

fax 541-343-1753

fax 541-773-4599

BENDING, CRIMPING & CABLE CUTTING




**GREENLEE 555C
BENDER**

1/2" - 2" RIDGID/EMT-IMC



CRIMPERS & CUTTERS

**ELECTRIC PVC
HEATER/BENDER**



**849 1/2" - 2"
851 1/2" - 4"**



**GREENLEE 881CT
& 1813 BENDING TABLE**

2-1/2" - 4" RIDGID/EMT-IMC



PRO-PRESS

CABLE PULLING EQUIPMENT



GREENLEE 6805 TUGGER



GREENLEE G3 TUGGER

ACCESSORIES



REEL STANDS



PULLING ROPE



WIRE CARTS



PULLING GRIPS



GUIDE SHEAVES

THREADING & GROOVING EQUIPMENT



300 COMPLETE
1/8" - 2"



141: 2-1/2" - 4"
161: 4" - 6"



HAND RATCHETING 12R SET
1/8" - 2"



700 POWER DRIVE
1/8" - 2"



TRI-STANDS



918
1" - 12" CAPACITY



916
2" - 6" CAPACITY



258 CUTTER
2-1/2" - 8" CAPACITY



SOIL PIPE CUTTERS



CUTTERS



LIFTING & MATERIAL HANDLING



**GRASSHOPPER
MOVES 2,000 LBS.**



**ROUSTABOUT
LIFTS 1,500 LBS.**



**CRICKET
MOVES 1,000 LBS.**



PIPE STANDS



**GENIE SUPER HOIST
CO2 POWERED
250 LB. CAPACITY**



**LIFTSMART
CONSTRUCTION PRO LIFTS
650-750 LB. CAPACITY
12', 18' & 24' HEIGHTS**



**LIFTSMART
MINI PRO LIFTS
650-700 LB. CAPACITY
12' & 16' HEIGHTS**

HYDRAULICS



1 TON WEDGE



HAND PUMPS



5 TON



10 TON



30 TON



We can help with your Material Handling needs

LIFTING & MATERIAL HANDLING



**GANTRY CRANE GH-2T
4,400 LB. CAPACITY**



DRYWALL CARTS



DRYWALL LIFTS



PALLET JACKS



CHAIN & CABLE HOISTS



GOLO POWER WINCH



HILMAN ROLLERS

AERIAL WORK PLATFORMS, LADDERS, PUMP JACKS



**PERSONNEL LIFTS
AVAILABLE IN 25' & 30' HEIGHTS**

**SCISSOR LIFTS
UP TO 26' PLATFORM HEIGHT
WIDE & NARROW IN STOCK**



**EXTENSION LADDERS'
16' TO 40'**



**STEP LADDERS'
10', 12', 14' & 16'**



**WERNER PUMP JACKS
6', 12', 24' POLES
WORK BENCHES,
SAFETY NETTING**




LADDER JACKS



TM

GUARDRAILS



WEIGHTED GUARDRAIL




PARAPET CLAMPS & SLAB GRABBERS

PLANKS



**HOOK PLANKS FOR
FRAME SCAFFOLD**



**NESTABLE PLANKS FOR
PUMPJACK SYSTEMS**



**SCAFFOLD STAGE
WITH & WITHOUT GUARDRAIL
WIDTH: 14", 20", 24" & 28"
LENGTH: 12', 16', 20', 24', 28', 30', 36' & 39'**



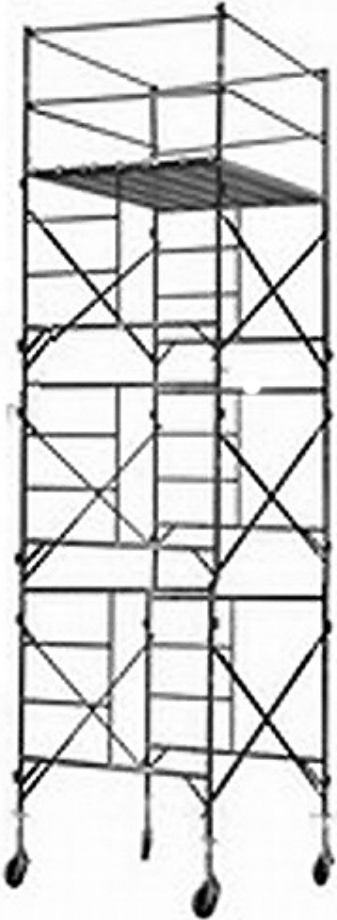
SCAFFOLDING



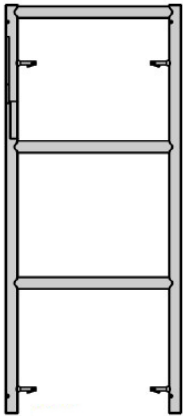
MULTI PURPOSE



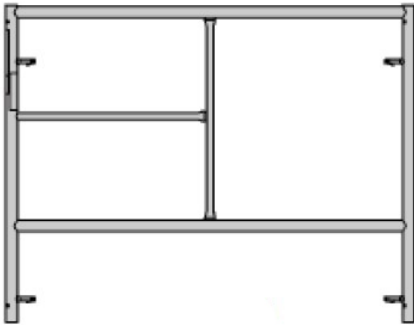
ROLLING SCAFFOLD FRAME



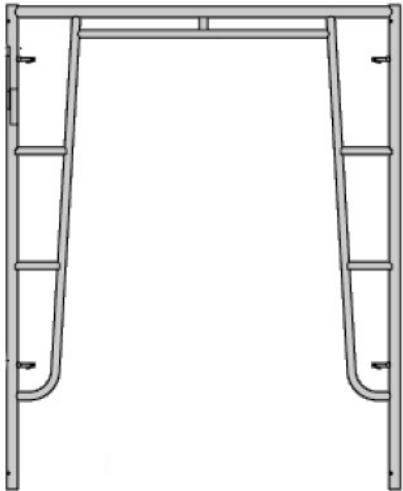
ROLLING WORK PLATFORM TOWER



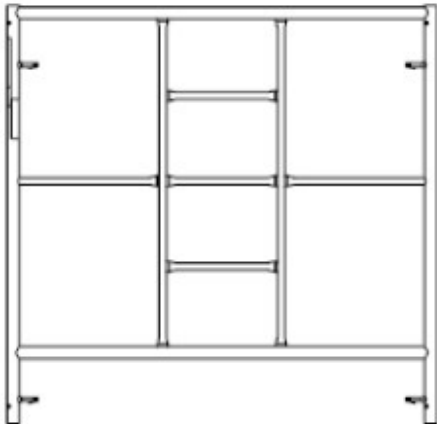
SCAFFOLD NARROW SECTIONS



MASON FRAMES



WALK THROUGH FRAMES

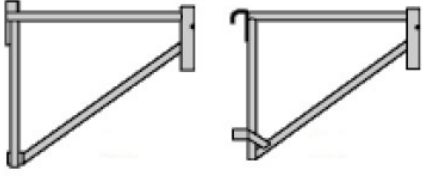


ROLLING TOWER FRAMES

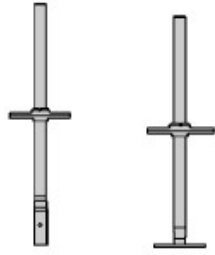
**AVAILABLE IN
3', 4', 5' & 6'4" SIZES**



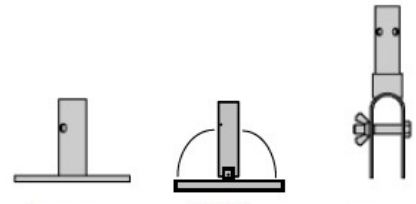
SCAFFOLD ACCESSORIES



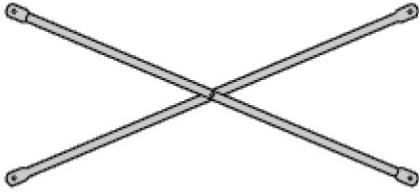
SIDE & END BRACKETS



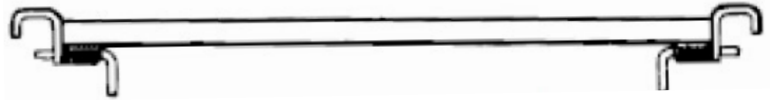
SCREW JACKS



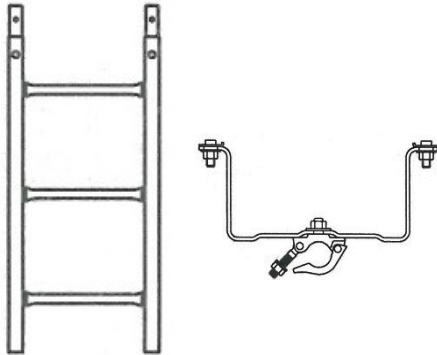
BASE PLATES



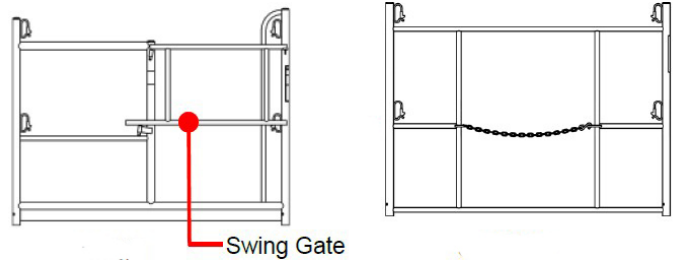
CROSS BRACES



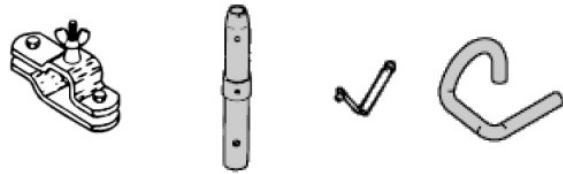
HORIZONTAL/DIAGONAL BRACES



**ACCESS LADDERS
3' & 6' W/ BRACKETS**



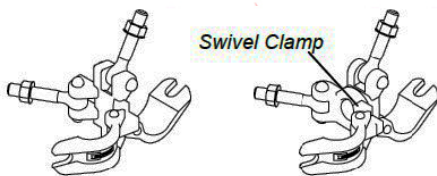
GATES



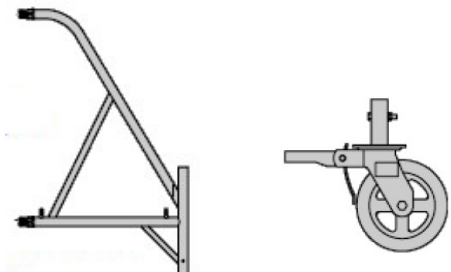
FRAME COMPONENTS



**TUBES
6', 8', 10', 13' & 16'**



CLAMPS



OUTRIGGERS & CASTERS

CONCRETE EQUIPMENT



HAND CORE DRILLS



CHAPIN WATER CAN



CORE BITS



CORE DRILLS



RAMMERS



PLATE COMPACTORS



**GAS SAWS
ELECTRIC SAWS**



**CUT-N-BREAK
16" DEEP**



DIAMOND BLADES



FLAT CUT & SOFF-CUT SAWS



POWER HAND TOOLS



HAMMER DRILLS



DEMO HAMMERS



BREAKERS



SCREW GUNS



IMPACTS



GRINDERS



RECIPROCATING SAWS



BAND SAWS



**METAL CUTTING SAWS
& BLADES**



HAND DRILLS



MAG DRILLS



CARBIDE BITS



EPOXY GUNS

POWDER & GAS TOOLS

POWDER ACTUATED



RAMSET COBRA



RAMSET VIPER4



RAMSET EXTENSION POLES
6' & 8'

GAS POWERED



RAMSET T4MAG



PASLODE FINISH NAILER



PASLODE FRAMING NAILER

PNEUMATIC TOOLS & COMPRESSORS



FRAMING NAILER



FINISH NAILER



BREAKERS



WIDE CROWN STAPLER



FRAMING STAPLER



IMPACTS



TOW BEHIND COMPRESSORS



PORTABLE COMPRESSORS



TM

GENERATORS & TEMP POWER



PORTABLE GENERATORS



SPIDER BOX
TEMP POWER



TEMP POWER CABLE

LIGHTING



WOBBLE LIGHTING
"LIGHTS UP THE WHOLE ROOM"



HALOGEN FLOOD LIGHTING



STRING LIGHTING

HEATERS



125,000, 170,000 & 400,000 BTU HEATERS



DUCTABLE INDIRECT OIL-FIRED HEATER




ELECTRIC HEATER





FANS & PUMPS



TRASH PUMP



EVAPORATIVE COOLER



DEHUMIDIFIERS



SWIVEL & STATIONARY FANS

CONFINED SPACE EQUIPMENT



TRIPOD LIFELINE
W/ 3-WAY SRL



GAS MONITOR



AIR VENTILATION SYSTEM

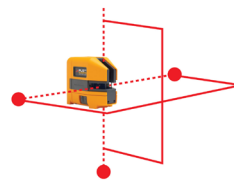
MISCELLANEOUS EQUIPMENT



TRASH CART



VACUUM SYSTEM



LASERS



RUBBLE TRUCK
1,650 LB. CAPACITY