



Construction Supply

the cutting edge

innovative products and solutions from the construction experts

Sept 1st - Oct 12th 2018

\$1.00 PER FOOT DISCOUNT WHEN YOU BUY 3 OR MORE LADDERS!

Fiberglass Step Ladders

FS-1500 SERIES

LOFS1504	
4'.....	\$67.00
LOFS1505	
5'.....	\$78.00
LOFS1506	
6'.....	\$81.00
LOFS1508	
8'.....	\$115.00
LOFS1510	
10'.....	\$176.00
LOFS1512	
12'.....	\$221.00



Find out about
Louisville's Safety
Training, Ladder
inspections &
C.L.I.M.B. Academy!



Cross-Step Ladder Series

FXS-1500 Series

2 IN 1 LADDER

LOFXS1504	
4'.....	\$82.00
LOFXS1506	
6'.....	\$107.00
LOFXS1508	
8'.....	\$145.00
LOFXS1510	
10'.....	\$216.00
LOFXS1512	
12'.....	\$264.00



2 IN 1 LADDER

Fiberglass Extension Ladders

FE-3200 SERIES

LOFE3216	
16'.....	\$166.00
LOFE3220	
20'.....	\$191.00
LOFE3224	
24'.....	\$220.00
LOFE3228	
28'.....	\$262.00
LOFE3232	
32'.....	\$327.00



Fiberglass Twin Step Ladders

FM-1500 SERIES

LOFM1504	
4'.....	\$114.00
LOFM1506	
6'.....	\$149.00
LOFM1508	
8'.....	\$210.00
LOFM1510	
10'.....	\$264.00
LOFM1512	
12'.....	\$320.00



Fiberglass Tripod Ladders

FT-1500 SERIES

LOFT1504	
4'.....	\$116.00
LOFT1505	
5'.....	\$129.00
LOFT1506	
6'.....	\$147.00
LOFT1508	
8'.....	\$183.00
LOFT1510	
10'.....	\$267.00
LOFT1512	
12'.....	\$302.00

Extended 21" Handrail
for Added Safety & 30%
Larger Platform Area
for Added Comfort!

DaBoot Slip Resistant
Bottom & SHOX System



Fiberglass Platform Ladders

FXP-1700 SERIES - 300LB

Type 1A	
LOFXP1703	
3'.....	\$146.00
LOFXP1704	
4'.....	\$174.00
LOFXP1705	
5'.....	\$189.00
LOFXP1706	
6'.....	\$217.00
LOFXP1708	
8'.....	\$274.00
LOFXP1710	
10'.....	\$327.00
LOFXP1712	
12'.....	\$410.00



Extension
Single
Ladder
"Ditch Ladder"

LOFE3110	
10'.....	\$99.00
LOFE3112	
12'.....	\$115.00

300 lb capacity, ANSI Type 1A

- Steel Swivel Safety Shoe With Metal Shield
- Mar-Resistant Rail End Caps
- Direct Rung-Rail Connection
- D-Shaped Rungs



SPOKANE	SEATTLE	YAKIMA	EUGENE	MEDFORD	BILLINGS	GILLETTE	BOISE	IDAHO FALLS
1503 E. Riverside Ave. Spokane, WA 99202 (509) 535-9841 (800) 348-4808 (509) 534-3139 (Fax)	18161 Segale Park Dr B Tukwila WA 98188 (206) 764-9488 (800) 481-TOOL (206) 764-9487 (Fax)	812 E. Mead Yakima, WA 98903 (509) 248-1144 (800) 243-5582 (509) 575-4696 (Fax)	490 S. Bertelsen Eugene, OR 97402 (541) 342-3641 (800) 944-0165 (541) 343-1753 (Fax)	1789 Sage Rd. Medford, OR 97501 (541) 779-0187 (800) 871-3919 (541) 773-4599 (Fax)	120 Moore Lane Billings, MT 59101 (406) 248-7196 (800) 272-7196 (406) 248-7269 (Fax)	105 Warren Ave. Gillette, WY 82716 (307) 682-8522 (800) 670-6851 (307) 682-8576 (Fax)	2000 Century Way Boise, ID 83709 (208) 377-0158 (800) 528-5118 (208) 377-0978 (Fax)	760 W. Broadway Idaho Falls, ID 83402 (208) 522-7082 (208) 529-5456 (Fax)



Metal-Cutting Circular Saws & Blades

Metal Devil



\$219.00

7" Metal Cutting Saw w/ Blade MKCSM7NXTB

Weight: 13 lbs.
Specs: 13 Amps/1080 Watts/ 120 V/ 60 Hz
RPM: 3800
Max Cutting Reach: 2.36"
Arbor Hole: 20 mm
 Includes Carrying case, Saw & **FREE** Metal Devil *NXT* Steel cutting blade.
MKCSM740NSC
 7" 40T Steel Cutting, 20mm arbor
MKCSM768NTSC
 7" 68T Thin Steel Cutting, 20 mm arbor
MKCSM744NSSC
 7" 44T Stainless Steel Cutting, 20mm arbor
MKCSM754NAC
 7" 54T Aluminum Cutting, 20mm arbor



\$359.00

9" Metal Cutting Saw w/ Blade MKCSM9NXTB

Weight: 19.75 lb
Specs: 15 Amps/1800 Watts/
RPM: 2500
Max Cutting Reach: 3-1/4"
Arbor Size: 25.4mm (1 Inch)
 Includes saw, carrying case & **FREE** 9" metal devil Steel Cutting Blade!
MKCSM948NSC
 9" 48T Steel Cutting, 1 in arbor
MKCSM968NTSC
 9" 68T Thin Steel Cutting, 1 in arbor
MKCSM956NSSC
 9" 56T Stainless Steel Cutting, 1 in arbor
MKCSM972NAC



\$425.00

14" Metal Cutting Saw w/ Blade MKCSM14B

Weight: 53 lbs.
Specs: 15 Amps
RPM: 1300 RPM
Max Cutting Angle: 90
Arbor Hole: 1 Inch
 Includes Saw & **FREE** 1" metal cutting blade.
MKCSM1466NSC
 14" 66T Steel Cutting, 1 in arbor
MKCSM1490NSSC
 14" 90T Stainless Steel Cutting, 1 in arbor
MKCSM1490NTSC
 14" 90T Thin Steel Cutting, 1 in arbor
MKCSM1480NAC
 14" 80T Aluminum Cutting, 1 in arbor

Circular Saw Blades

5-3/8" MKCSM53832NSC 5-3/8" 32t Steel cutting, 20mm arbor
6-1/2" MKCSM65040NSC 6-1/2" 40T Steel Cutting, 5/8" arbor
7-1/4" MKCSM72548NSC 7-1/4" 48T Steel Cutting, 5/8" KO arbor (KO fits both diamond & circular arbors)
8" MKCSM842NSC 8" 42T Steel Cutting, 5/8" arbor
10" MKCSM1072NAC 10" 72T Alum Cutting, 5/8" KO arbor
12" MKCSM1260NSC 12" 60T Steel Cutting, 1" arbor
<i>Ask about blades for cutting Thin Steel (less than 1/8" thick), Aluminum & Stainless Steel</i>

5 + 1 Blades Buy any 5 blades get a 6th of equal or lesser value **FREE!**



MKMHS09: Holesaw BIM MHS 9/16"
MKMHS10: Holesaw BIM MHS 5/8"
 More sizes available

Made in the U.S.A.!

The MHS Series Hole Cutting Saw Blades

- Tooth Set Design helps remove material faster
- New CAP reduces runout and vibration
- Increased cutting depth
- **New Side Slot** sizes for easier slug removal
- New exterior red coating reduces side wall friction for efficient cutting
- Non painted interior helps reduce slug seize

**Buy 2
Hole Saws
Get 1
FREE!**

\$69

MKMHS02E: 8pc Electricians Kit (7/8" - 2-1/2")



\$155

MKMHS08E: 13pc Master Electrician Kit (7/8" - 4-1/2")



\$77

MKMHS04P: 8pc Plumbers Kit (3/4" - 2-1/4")



\$169

MKMHS16P: 16pc Master Plumbers Kit (7/8" - 4-1/2")



32-7/8"X1/2"X.020 Blades

MKZWEP32811MC: 8/11tpi
MKZWEP321014: 10/14tpi
MKZWEP321216MC: 12/16tpi
MKZWEP321418: 14/18tpi
MKZWEP322024: 20/24tpi
Fits Compact Band Saws



35-3/8"X1/2"X.020 Blades

MKZWEP35811MC: 8/11tpi
MKZWEP1216MC: 12/16tpi
MKZWEP351418MC: 14/18tpi
Fits Mid Size Band Saws

44-7/8"X1/2"X.020 Blades

MKZWEP44811MC: 8/11 tpi
MKZWEP441216MC: 12/16tpi
MKZWEP441418: 14/18tpi
Fits Deep Cut Band Saws



Buy 2 blades get a 3rd blade FREE!!!

DEWALT HAMMERS & DUST CONTAINMENT!

BUY

DTDWV010:
8 Gallon Wet/Dry Hepa/RRP Dust Extractor **\$449**

OR

DTDWV012:
10 Gallon Wet/Dry Hepa/RRP Dust Extractor **\$625**

PLUS

DTDWH050K:
Large Hammer Dust Extraction - Hole Cleaning **\$144**

GET

CHOOSE ONE FREE!

DTD25481K:
1-9/16" SDS Mac Combo Hammer Kit

DTD25553K:
1-9/16" Spline Rotary Hammer Kit

(\$500 Value)

DTDCH273P2:
20V Max XR Brushless 1" Rotary Hammer. Lightweight design is ideal when used in overhead applications. (Dust Extractor ready for the DTD25303DH) **\$479**

Dust Extractor DTDWH303DH:
Dust Extractor for 1" 20V MAX SDS Hammer. 2-second power off delay, replaceable HEPA filter. Easily adjust depth stop for accurate anchor hole depths **\$174.99**

DTDCH293X2:
20V Max XR Brushless 1-1/8" SDS Plus Rotary Hammer. Kit includes 2 - 9.0Ah Flex Volt Batteries, Charger and Case. (Dust extraction ready for the DTD25304DH) **\$575**

Dust Extractor DTDWH304DH:
Dust Extractor for 1-1/8" SDS Plus Hammer. **\$177**

DEWALT'S DUST CONTAINMENT SOLUTIONS & PRODUCTS

HAMMER + **BIT** + **SHROUD**

GRINDER + **WHEEL** + **SHROUD**

AIR LOCK

DTDWH9000
Universal Quick Connect

DTDWV010
8 gal Dust Extractor Vacuum w/ HEPA Filter

Ask your Edge sales representative for details!

"HOLLOW BIT"



Bit extracts while drilling for less dust, fast holes and no hole cleaning required. Connects directly to vacuum for dust extraction!

23-3/4" long
 DTDWA58001 - 1/2"
 DTDWA58034 - 3/4"
 DTDWA58058 - 5/8"
 DTDWA58078 - 7/8"
 DTDWA58118 - 1-1/8"

14-1/2" long
 DTDWA54012 - 1/2"
 DTDWA54034 - 3/4"
 DTDWA54058 - 5/8"
 DTDWA54916 - 9/16"

\$279



DTDC299P2
20V Max XR Li-Ion **BRUSHLESS** premium Hammerdrill & impact driver combo kit (2x5Ah Batteries, charger & case)

HOT BUY!



\$59

DTDWE402: 4-1/2" Corded Angle Grinder 4-1/2" (115mm) Small Angle Grinder. Prevents dust from entering tool



DTD2CF887M2

20V Max XR Brushless 1/4" hex chuck, 3-speed Impact Driver. Compact design is ideal for fitting into tight spaces and w/ 3 LED lights allows you to work in the dark.

\$145

While Supplies Last

SPOKANE (509) 535-9841 (800) 348-4808	BILLINGS (406) 248-7196	YAKIMA (509) 248-1144	GILLETTE (307) 682-8522	SEATTLE (206) 764-9488	BOISE (208) 377-0158	EUGENE (541) 342-3641	IDAHO FALLS (208) 522-7082	MEDFORD (541) 779-0187
--	-----------------------------------	---------------------------------	-----------------------------------	----------------------------------	--------------------------------	---------------------------------	--------------------------------------	----------------------------------

Jobsite Storage Chests & Cabinets



\$690

KN4830

Jobsite Storage Chest
48"Wx30"Dx34"H (25 cubic ft.)



\$693

KN60

Jobsite Storage Chest
60"Wx24"Dx23"H (20 cubic ft.)



\$1086

KN79

Storagemaster Piano Box
w/ large dual folding doors
48"Wx30"Dx49"H (38 cubic ft.)



\$1092

KN89

Jobsite Storage Chest
46"Hx30"Dx60"W (48 cubic ft.)



\$199

KNCA-01: KNAACK Armour Cart
Kit for the Rubbermaid RB4520
KNCA-03: Fits the RB4520-89 flat
handle cart (carts sold separately)



KN139 \$1776

Jobmaster® Cabinet
Available w/ & w/o Drawers
60"x30"x57" (55 cubic ft.)



KN44 \$1449

4-Drawer rolling work bench
37"x40"x25"
(800 lb. load capacity)



\$1492

KN109

4-Drawer rolling work bench
60"x24"x60" (800 lb. load capacity)
***Ask about other configurations**



Safety Kage NEW SAFETY STORAGE!!!

KN139-SK:

The Model KN139-SK Safety Kage™ cabinet is an Industry First, one-stop-shop for Jobsite Safety. The interior of the cabinet houses ample secure storage space for all types of fall protection and personal protection equipment. On the right side of the cage are hooks to hang harnesses, pulleys, and ropes. On the left side of the Kage there are 3 shelves to store hard hats, vests, and gloves. The top shelf has cubby holes to store smaller safety items such as ear plugs, safety glasses, and dust masks. The exterior of the cabinet has protected storage for a first aid kit, fire extinguisher, and personal eye wash station.

All Items in Box are Sold Separately!



Storage Jobsite Box

Wired & Ready for Electronic Plans

Data Vault

KN118-01:



- 40" Monitor & Wiring Harness
- Back Up Power Supply
- Printer
- USB Switch & Hub
- Surge Protector
- Just add computer and internet access



Tool Kage \$1860
KN139-MT:

- Includes 4 shelves
- 16g Diamond Punched Steel Panels
- Power Pass for power distribution to all shelves
- Watchman IV lock system
- Four-way skids for easier transport
- Powder coat finish



\$2837

KN119-01
Mobile Heavy Duty Field Station
Watchman® 5 lock system.
82"x60"x42"
(115.2 Cubic ft. capacity)



Saddle Box's - Fit all full-size pickups

KN117-0-02: 15.3cuft - 18"x27"x71" **\$773**
KN127-0-02: 11.8cuft - 18"x20"x71" **\$709**



KN116-5-02: Saddle box, full
extra wide 15.3 cu ft **\$794**



Knaack Weather Guard Steel
- L-Shaped Transfer Tank
90 Gallon - White Fuel Tank
KN354-3-01 **\$744**



Construction Supply

All truck boxes come standard with Locks

Ask about more sizes, colors and configurations



1503 E. Riverside
 P.O. Box 3437
 Spokane, Washington 99220

PRESORTED
 STANDARD
 U.S. POSTAGE
PAID
 Spokane, WA 99201
 Permit No. 888



GU15181: 10' Guardrail Sections

GUARDIAN
 FALL PROTECTION



GU15110: Guardrail Safety Swing Gate



GU15178: Multidirectional baseplate for use with Guardrail



GU10922: Halo Cable SRL-Leading Edge. Carabiner included, Integrated shock absorber, durable, non-corrosive components

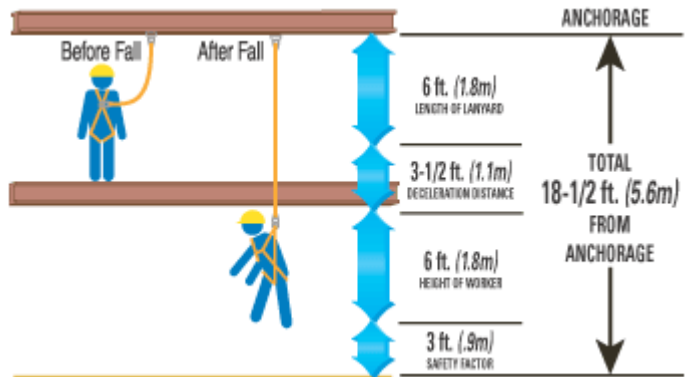


GU10910: Halo Cable SRL. Carabiner included, Durable aluminum housing, Galvanized steel or stainless steel cable options, swivel top.



GU00657: 18" CB Anchor for metal or wood

GU00656: 18" CB Anchor for Con-





Construction Supply
CID

CAST IN PLACE DEVICE

Eliminate coring and firestop before the concrete pour with SpecSeal® CID Cast-In Firestop Devices. SpecSeal® Cast-In Devices are a sleeve, concrete core and firestop rolled into a single device. SpecSeal® Cast-In Devices are available in a range of sizes and heights to accommodate penetrant up to 6 in. Trade Size penetrants and concrete depths of up to 20 in.

Ask you Edge sales rep for specifics on size and flooring material applications!



STI **FIRESTOP**

SpecSeal® LCI Firestop Sealant is water-based intumescent sealant intended for a wide range of through-penetrations and construction joint applications. Available in 10oz. tubes, 20oz. sausage, and 29oz. tubes (ask about 5 gallon spray buckets).




SpecSeal® Smoke N Sound acoustical sealant is a high quality acrylic latex sealant designed for sealing through-penetrations (such as pipes, conduits, cabling, busways, and openings) and membrane penetrations (such as p-traps and outlet boxes) in smoke resistant walls. Available in 29oz tube, 20 oz sausage. (ask about 5 gallon spray buckets).



EZ-Path®

Retrofit Device



EZ-Path Retrofit Device: for overfilled sleeves
Overfilled cable sleeves are the bane of every facilities team, bring these deficient openings back into code compliance with the EZ-Path® Retrofit Device. Its two-part clam shell design installs around projecting sleeves and cable bundles restoring fire and smoke leakage performance. The EZ-Path® Retrofit Device quickly and easily retrofits sleeves of up to 100% visual fill restoring fire performance without the need for additional firestop products

Fire Rated Pathway Devices



The EZ-Path® Series 44+, 33, & 22 Fire-Rated Pathways are designed for small to high cable volume conditions through fire-rated walls and floors while eliminating the burden of ongoing maintenance. Self Sealing design provides exceptional fire and smoke leakage ratings


- Allows for easy Moves, Adds, and Changes
- Designed for New and Existing conditions
- Variety of accessories available for any field condition
- Greatest achievable cable density of any solution on the market
- Suited for round and rectangular openings

Call your Edge Rep for all your Firestopping Submittals and Needs!



Werner
Dual Purpose Ladder
1A 300LB Capacity
WEDP6206
6'.....\$174.69
WEDP6207
7'.....\$202.24
WEDP6208
8'.....\$234.48

**2 IN 1
LADDER**



Backer Rod - Open and Closed Cell
Available in 1/4" to 2" rolls. (Open cell Tundra sold per package)



Closed Cell
IT14: 1/4"
IT38: 3/8"
IT12: 1/2"
IT58 5/8"
IT34: 3/4"
IT1: 1"
IT1-1/4: 1-1/4"
IT1-1/2: 1-1/2"

Open Cell Tundra
IT78TUNDRA: 7/8"
IT118TUNDRA: 1-1/8"
IT112TUNDRA: 1-1/2"



**Enough Power
To handle 7" &
above grinding
applications**

\$2300

S26 Single-Phase HEPA Dust Extractor
Features include 120V, Certified HEPA H13 Filters,
Jet Pulse pre-filter cleaning, hour counter and
vacuum meter for filter control
258 cfm suction!!!!!!
TA967663901

Replacement Filters and Bag
Pre Filter: **TA590430201**
Hepa Filters: **TA590429801**
Continuous Bag: **TA590429201**



\$959

(FREE VHS Blade with purchase)

K770 Power Cutter

*A light, compact & powerful machine
with superior power-to-weight ratio.*
TA967682101



\$1225

(FREE VHS Blade with purchase)

K970III Power Cutter

*Robust & reliable. Less sensitive to outdoor
conditions & fuel variations.*
Light and powerful
TA967348001



\$1599

K760 CUT-N-BREAK

*Enables you to cut as deep as 16" from one
side. (high performing twin blades included
with every Cut-N-Break purchase)*
TA967195701



Pre-Mixed Husqvarna 2-Stroke Fuel
TA581158701: 1qt Ethanol free, high octane fuel. The best pre-mixed fuel option for your Husqvarna saws.
TA581158802: 1 Gallon
TA581158703: 5 Gallon
(ask your Edge sales consultant about 50 gal containers)



Construction Supply



TA966844805: Early entry Soff-Cut 150. Max blade 6"; Max depth of cut 1-3/16".



Item #	Color	Description
TA542777005	Purple	XL6-1000 - Hard to very hard aggregate
TA542777006	Green	XL6-2000 - Fiber steel, hard aggregate
TA542777007	Red	XL6-3000 Hard, medium aggregate
TA542777008	Orange	XL6-4000 Medium, hard aggregate
TA542777009	Black	XL6-5000 Soft, very soft aggregate



QH5 for cured concrete
TA542773670
Purchase Singles, Packs of 10 & Packs of 20 at discounted rates.

\$59 SINGLE
\$500 10 PACK
\$900 20 PACK

Contractor Grade - Wholesale Price! Visit Edge and Save Today



\$169

RB4520-89: Flat Handle (45Lx26Wx33H)
Non-marking casters & rounded corners.



\$725

Tilt Trucks - Haul More!

RB1013: 3/4 cu. yd. 1000 lb capacity
RB1305: 1/2cu. Yd. 850 lb capacity **\$695**



\$55

#RB2643: 44 Gallon
#RB2645: (44 gal lid) **\$17.54ea**



\$35

#RB2632: 32 Gallon
#RB2631: (32 gal lid) **\$10.88 ea**
Lids sold separately



\$187

Two Shelf Utility Carts: 500 lb capacity
RB4520: w/ rounded handle (45Lx26Wx33H)



POHKHM42050B: 42Gal contractor bags 50/box
POPA2042HB: 42 Gal contractor bag 20/box



#RB2640: Garbage Can Dolly
\$31

RIDGID



RI26092: The Model 1224 threads a wide range of pipe including black, galvanized and plastic coated pipe, as well as Stainless steel, IMC, Heavy-wall conduit and rod up to 30 Rockwell C. (has 2 available stands - Sold Separately)

Pipe Threading

Get a **FREE** set of Corresponding Dies With Every Threader!



RI41935: The Model 700 Hand Held Power Drive 1/8" to 2" pipe and 1/4" to 1" bolt (using 00-RB Die Heads)



RI15682: The 300 Power Drive Complete is a proven workhorse. Threads 1/8" to 2" pipe & 1/4" to 2" rod. Kit comes with 2 sets of dies, Threader, reamer, universal foot switch, stand, cutter & oiler.



RI92462: Universal wheel & tray stand



RI92467: Universal wheel & cabinet stand



RI43358: Ask about Ridgid Propress



RI36273: Buy a Ridgid Tri-Stand, get a **FREE** 10" Aluminum Pipe Wrench (**RI31090**)



Drain Inspection / Locating



Buy a Ridgid Reel and a Monitor

Buy any Ridgid Locator

Receive a \$200 Cabela's Gift Card!!!!

Receive a \$100 Cabela's Gift Card!!!!



SeeSnake® REEL AND CAMERA SELECTION
Multiple configurations available depending on your needs.

Monitoring and Recording Selection:
Multiple connectivity and recording options available.



SeekTech® SR-20 Locator. Proximity signal and signal strength help work through difficult locates. Trace any frequency from 10 Hz to 35,000 kHz. Battery life approx 16 hours.



NaviTrack® Scout Locator. Multi-directional antenna technology sees the entire signal all of the time. Depth is automatically calculated and displayed when over the target.

Ask Your Edge Sales Rep For Assistance in Selecting the Right Configurations!



MOTRDU4100:
\$279ea

- 10 Channel UHF
- RDX 4-Watt transmit power
- 2400 mAh Lithium Ion Battery
- Programmable radio
- Each radio comes with a single charger
- 2 year replacement warranty



BUY 5 GET 1 FREE



CGDKB44X: 44" Indexing deck removal bull bar



\$26 NEW
CGDB18X: 18" indexing flat pry bar.
\$32 NEW
CGDB16: 16" adjustable pry bar with nail puller



\$135
GW80715: 1/4" drive 22 piece SAE 6 point metric socket set.

GW GEARWRENCH



\$109
GW81918: 15 piece SAE Combination Wrench Set.



\$65
GW84942: 1/2" dr Impact Deep Socket SAE, 12 piece Set

SPOKANE
(509) 535-9841
(800) 348-4808

BILLINGS
(406) 248-7196

YAKIMA
(509) 248-1144

GILLETTE
(307) 682-8522

SEATTLE
(206) 764-9488

BOISE
(208) 377-0158

EUGENE
(541) 342-3641

IDAHO FALLS
(208) 522-7082

MEDFORD
(541) 779-0187